

## Clearing Your PC's Cache

### What is cache?

Your browser's cache is a temporary storage area on your hard disk where frequently or recently visited Web pages are stored, so that they do not have to be re-downloaded the next time you visit them. This can speed up the load time for the Web pages; but it can cause your Browser to incorrectly display an old version of a page.

*If you are having a problem with an MLS page displaying incorrectly (including pictures), you may be able to resolve it by clearing your cache.*

### To clear your Browser's cache:

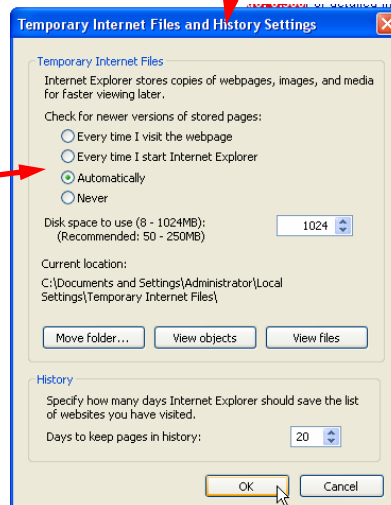
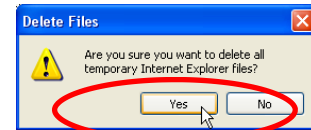
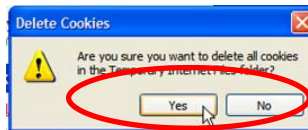
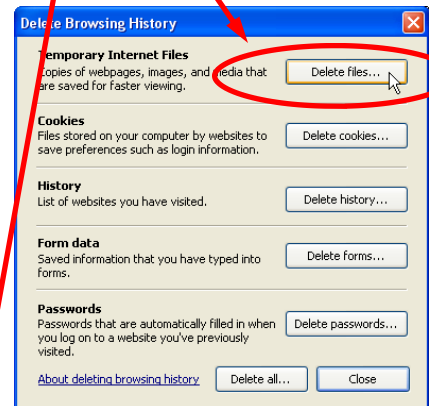
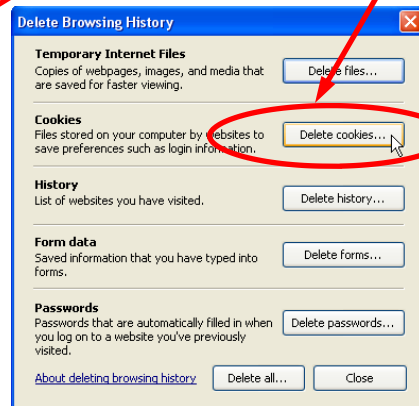
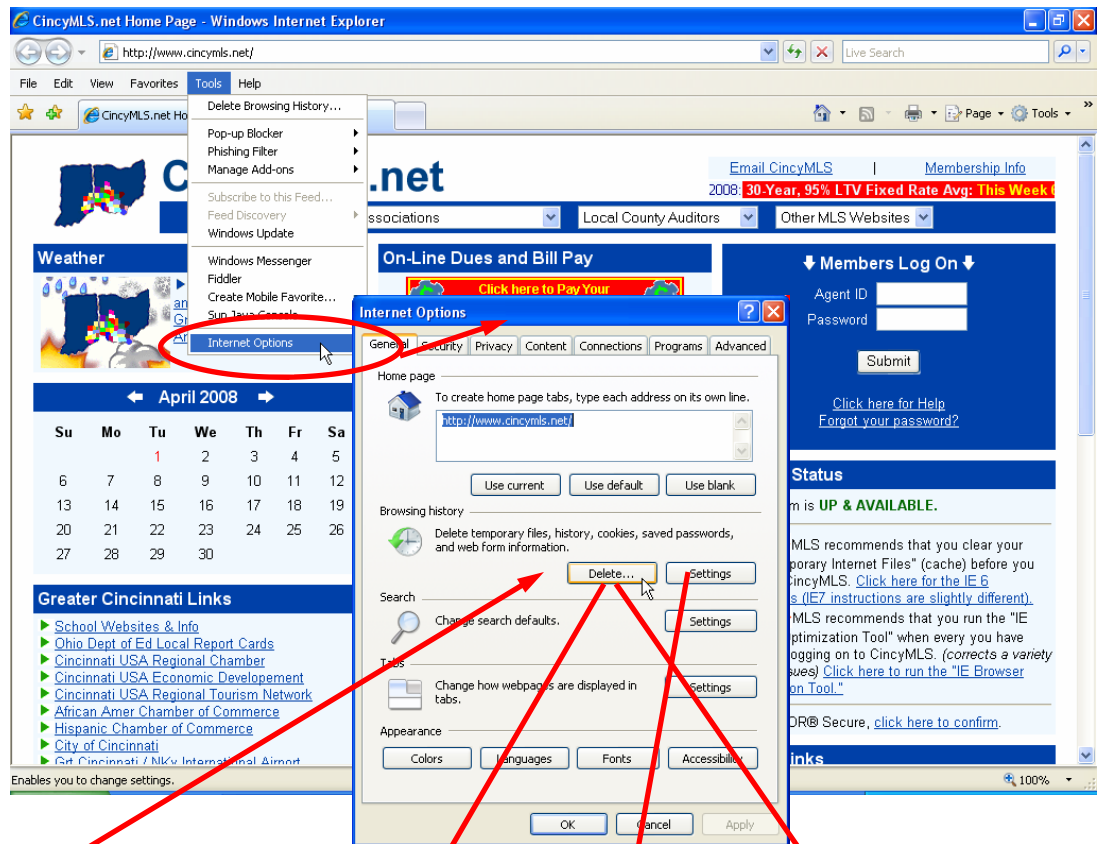
Open Internet Explorer. From the menu bar click "Tools," then click "Internet Options." (The "Internet Options" can also be accessed from the Control Panels, "Internet Options.") When the dialog window opens, click the "General" tab (if necessary) and then click the "Delete" button. In the dialog window that opens, click the "Delete Files" button. Click "Yes" in the next dialogue box.

In addition, but not required, click the "Delete Cookies" button and then in the dialog box that opens, click "Yes." Repeat these steps as needed; a minimum of once a week is recommended, daily is preferred.

When done click "Close" to close the dialog window.

### Automatically Check for Newer Versions of Stored Pages

From the "Internet Options" window, click the "General" tab (if necessary) and then click the "Settings" button. From the "Temporary Internet Files and History Settings" page, under "Check for newer versions of stored pages," select the "radio" button labeled "Automatically." (this is the Windows XP default; no changes may be needed) Click "OK" on the Settings window. Click "OK" on the "Internet Options" window.



## Tune Up your PC

Your MLS system has been designed with speed of performance as the highest priority. Nevertheless, there are many factors that affect how fast a specific computer can perform on the Internet. Below are some suggestions for improving MLS performance speed on your computer: **Run the Windows Disk Defragmenter utility:** The simplest method for enhancing your computer's performance is to "tune up" your hard drive using the disk utilities provided in Windows. (Hint! Make sure you have a backup of all your important documents and data before running this utility, in order to avoid the small possibility of losing valuable files in the process.)

### Improving PC & Internet Performance

Consider adding more RAM to your computer: If you notice that your computer runs slowly especially when you have multiple programs open in addition to Internet Explorer (Microsoft Word, Microsoft Outlook, Outlook Express or another Browser - AOL etc.), adding more RAM (random access memory) would definitely improve your computer's performance. This is the least expensive and most effective type of hardware upgrade you can purchase. Improve your Internet connection: If you already have a 56K modem and it's still too slow for you, consider getting a cable (Roadrunner) or DSL (Zoomtown) connection.

